




SilTite™ FingerTite GC Ferrules: The Smart Alternative



- EASY
- RELIABLE
- LEAK FREE
- NO TOOLS REQUIRED

SilTite™ FingerTite is the next generation ferrule system for gas chromatography systems delivering an easy, leak free installation for capillary columns without the use of any tools.



AUSTRALIA & PACIFIC REGION

CHINA

EUROPE

INDIA


JAPAN

MIDDLE EAST

USA

What is SilTite™ FingerTite?

It's a GC ferrule that has been designed to be installed only with the force of your fingers (no tools required) delivering an easy, leak and maintenance free seal.



How is it a 'next generation' connection?

| | 100 % Graphite | Graphite Vespel® | SilTite™ FingerTite |
|--|----------------|------------------|---------------------|
| Mechanical Strength | Soft | Hard | Hard |
| Temperature Limit | 450 °C | 350 °C | No practical limit |
| Grip strength on column | Soft | Moderate | Strong |
| Doesn't need retightening after installation | ✓ | x | ✓ |
| Ideal for GC-MS applications (minimal porosity) | x | ✓ | ✓ |
| No tools required for installation and removal | x | x | ✓ |
| Permanent positioning of ferrule | x | x / ✓ | ✓ |
| No deterioration | x | x | ✓ |
| Cannot break the capillary column with over-tightening | x | x | ✓ |
| No column creep | x | x | ✓ |
| Chemically inert | x | x | ✓ |

Who will benefit from this product?

If you are running a capillary column equipped gas chromatography system, SilTite™ FingerTite will simplify your column installation process giving you less hassle and more time for chromatography.

GCMS users

SilTite™ FingerTite has been developed with the unique, leak and air free properties of SilTite™ ferrules, resulting in superior air tightness to reduce background noise in sensitive MS applications so you can use them with confidence.

Graphite Vespel® ferrule

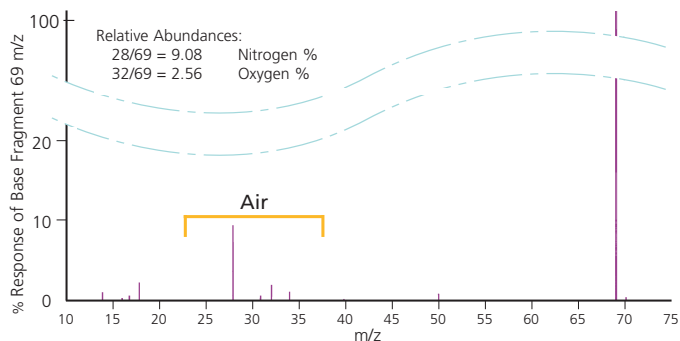


Figure 1. MS trace using a Graphite Vespel® ferrule after 5 temperature cycles.

SilTite™ FingerTite™ ferrule

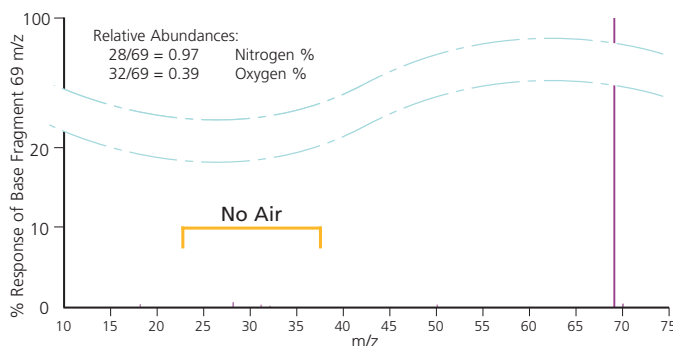


Figure 2. MS trace using a SilTite™ FingerTite™ ferrule after 5 temperature cycles. (Using an MS, no leaks can be detected, even after 400 temperature cycles between 70 °C and 400 °C).

How do I install SilTite™ FingerTite?

The SilTite™ FingerTite ferrule requires a unique adapter to enable the finger force connection. Purchase one of the following starter kits with the corresponding adapters for your system, complete the once off 5 minute install using the instructions provided and you are ready to go!

The system requires no permanent instrument modifications, so if you need to switch back to conventional connections this can be done quickly and easily.

Frequently Asked Questions

Q1 Can I reuse the ferrules?

A1 *Once the SilTite™ FingerTite ferrule is crimped onto the tubing using the ferrule installation tool, the fitting is permanent. However, the column can be removed and reinserted multiple times without tools.*

Q2 Can I break my column if overtighten the nut?

A2 *No - with the SilTite™ FingerTite system you cannot generate enough force with your fingers to break the column. Never use pliers or any other tool on the nut or you will possibly damage the adapter as well as break the column.*

Q3 Can I touch the nut even when the oven is at 200 °C?

A3 *No - the nut will be at the oven temperature so it will be too hot to touch. However, the nut is designed to dissipate the heat from the injector/detector/transfer line, so that when the oven is cool you can change the column without waiting for the injector/detector to cool down. For Mass Spectrometers always follow the manufacturer's recommendations to vent the system.*

Q4 Can I reuse the SilTite™ FingerTite nuts?


A4 *Yes, the nuts can be reused although the nuts will be permanently fixed to the column when the ferrule is in place. Spare nuts can be purchased if more are required.*

Q5. What's included in the starter kit?

A5 *Each starter kit includes all the parts necessary to convert one GC system (one injector and one detector) to the SilTite™ FingerTite system suitable for installing 0.1 - 0.25 mm ID capillary columns. In addition there are five matching SilTite™ FingerTite nuts, one packet (10 ferrules) of 0.4 mm ID SilTite™ FingerTite ferrules and a ferrule install tool which allows you to seat the ferrule in the correct position on the capillary column.*

Q6 Can I use any dimension of GC capillary column?

A6 *SilTite™ FingerTite is suitable for any GC capillary column of nominal ID 0.1 - 0.25 mm (0.4 mm ID SilTite™ FingerTite ferrule) and 0.32 mm (0.5 mm ID SilTite™ FingerTite ferrule).*



| Part Number | Description | |
|-------------|---|-------------------|
| 073610 | Siltite™ Fingertite Agilent INJ / FID Starter Kit | |
| 073612 | Siltite™ Fingertite Agilent INJ / MS Starter Kit | |
| 073640 | Siltite™ Fingertite Agilent INJ Base Seal Pk 2 | Replacement Items |
| 0736101 | Siltite™ Fingertite Agilent Capillary Adaptor | |
| 0736104 | Siltite™ Fingertite Agilent Injector | |
| 0736103 | Siltite™ Fingertite Agilent FID Detector | |
| 0736102 | Siltite™ Fingertite Agilent MS Adaptor | |
| 073614 | Siltite™ Fingertite Thermo INJ / DET Starter Kit | |
| 073616 | Siltite™ Fingertite Thermo INJ / MS Starter Kit | |
| 073615 | Siltite™ Fingertite Thermo INJ /GC-MS ISQ Starter Kit 0.4 | |
| 073618 | Siltite™ Fingertite Varian INJ / FID Starter Kit | |
| 073619 | Siltite™ Fingertite Varian INJ / MS Starter Kit | |
| 073620 | Siltite™ Fingertite Shimadzu 2010 INJ / FID Starter Kit | |
| 073621 | Siltite™ Fingertite Shimadzu 2010 INJ / MS Starter Kit | |
| 073628 | Siltite™ Fingertite Shimadzu 17A INJ / FID Starter Kit | |
| 073629 | Siltite™ Fingertite Shimadzu 17A INJ / MS Starter Kit | |
| 073622 | Siltite™ Fingertite PerkinElmer INJ / FID Starter Kit | |
| 073623 | Siltite™ Fingertite PerkinElmer INJ / MS Starter Kit | |
| 0736105 | Siltite™ Fingertite Starter Kit 0.5* | |
| 0736100 | Siltite™ Fingertite Starter Kit 0.4* | |
| 073630 | Siltite™ Fingertite Ferrule 0.4 mm Pk10 | Replacement Items |
| 073631 | Siltite™ Fingertite Ferrule 0.5 mm Pk10 | Replacement Items |
| 073633 | Siltite™ Fingertite Blanking Ferrule Pk 2 | Replacement Items |
| 073636 | Siltite™ Fingertite Female Nut Pk 5 | Replacement Items |

* 0.4 and 0.5 Starter Kits include 10 ferrules for either 0.1 - 0.25 mm ID capillary columns (0.4 Kit) or 0.32 mm ID capillary columns (0.5 Kit) plus 5 Siltite™ FingerTite nuts and the ferrule install tool.

AUSTRALIA & PACIFIC REGION

SGE Analytical Science Pty Ltd
Toll Free: 1800 800 167
Tel: +61 (0) 3 9837 4200
Fax: +61 (0) 3 9874 5672
Email: support@sge.com

CHINA

SGE Shanghai Representative Office
Tel: +86 21 6407 9382
Fax: +86 21 6407 9386
Email: china@sge.com

MIDDLE EAST

SGE Gulf
Tel: +971 6 557 3341
Fax: +971 6 557 3541
Email: gulfsupport@sge.com

EUROPE

SGE Europe Ltd
European Head Office
Toll Free: 00800 2790 8999
Toll Free Fax: 00800 2626 2609
Tel: +44 1908 568 844
Fax: +44 1908 566 790
Tel France: +33 1 69 29 80 90
Fax France: +33 1 69 29 09 25
Tel Germany: +49 (0) 6155 / 60746 0
Fax Germany: +49 (0) 6155 / 60746 50
Email: europe@sge.com

INDIA

SGE Laboratory Accessories Pvt Ltd
Tel: +91 22 24715896
Fax: +91 22 24716592
Email: sgeindia@vsnl.com

UNITED STATES OF AMERICA

SGE Incorporated
Toll Free: (800) 945 6154
Tel: +1 512 837 7190
Fax: +1 512 836 9159
Email: usa@sge.com

JAPAN

SGE Japan Inc
Tel: +81 45 222 2885
Fax: +81 45 222 2887
Email: japan@sge.com



SGE Analytical Science
www.sge.com

Distributor Stamp